

## TOTAL POWER FAILURE

In a total power failure condition caused perhaps by a lightning storm the panel may revert to factory preprogrammed codes. In the unlikely event of this happening the operator security code would be 0 1 1 2 2 and the enter and exit times would be 30 seconds. Call the alarm company as soon as possible.



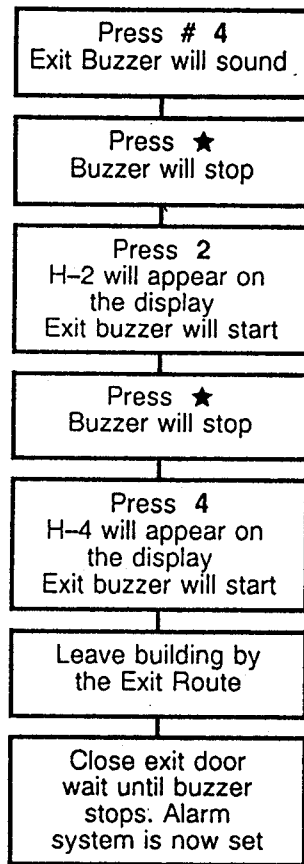
# HORIZON CP 35 ALARM CONTROL PANEL

*OPERATING INSTRUCTIONS*

PATENTS PENDING

Downloaded from [www.ukpanels.com](http://www.ukpanels.com)

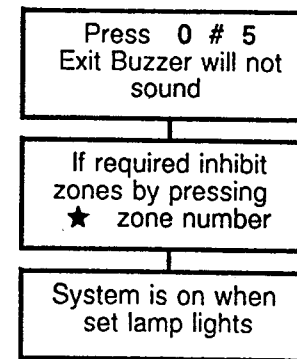
EXAMPLE: If you wish to leave the building and inhibit zone 2 and zone 4. Proceed as follows:



IF THE INHIBIT PROCEDURE IS USED BECAUSE AN ALARM ZONE SHOWS PERMANENT FAULT, CONTACT THE ALARM COMPANY AS SOON AS POSSIBLE.

## QUICK SET NO BUZZER

To arm the system on all alarm zones without the buzzer sounding proceed as follows:



## PERSONAL ATTACK FACILITY AT THE KEYPAD

If required a personal attack alarm may be activated at the keypad. This is achieved by pressing the ★ and the # simultaneously.

If required this feature must be programmed by the alarm engineer.

## PERSONAL ATTACK DURESS FACILITY

When a system is set a Duress Facility is available to the operator. This is used when the operator is forced to switch off the alarm system.

When this facility is used a silent signal output is given from the panel which can be connected to communication equipment to send a signal to the police via the alarm company central station.

## EXAMPLE

If the system is set and the operator code is 1 2 3 4

When the operator is forced to switch off the system he should add one digit to the last number of his code and

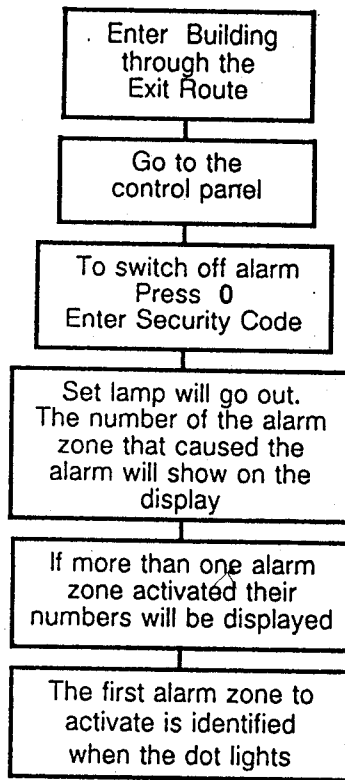
Press 0 1 2 3 5

The alarm system will be switched off and the silent personal attack signal will be transmitted.

NOTE: IF THE DURESS FACILITY IS REQUIRED ENSURE THAT THE OPERATOR CODE DOES NOT END WITH THE NUMBER 9.

THE PERSONAL ATTACK DURESS FACILITY DOES NOT WORK FOR SECOND OPERATOR CODE.

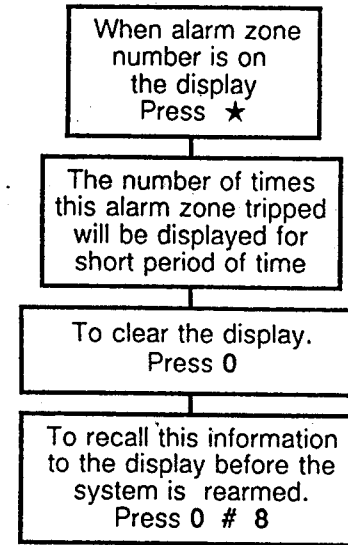
ENTERING THE BUILDING AFTER AN ALARM ACTIVATION



ALWAYS CONTACT THE ALARM COMPANY AFTER AN ALARM ACTIVATION.

After an alarm activation the alarm zones that tripped will be shown on the display in sequence.

If the operator wishes to know how many times each zone activated proceed as follows:

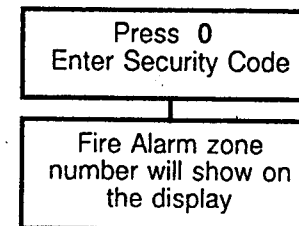


FIRE ZONE FACILITY

If fire detectors are connected to the alarm panel they will be active on a 24-hour basis.

If a fire detector activates the alarm the audible warning devices will sound intermittently one second on, one second off.

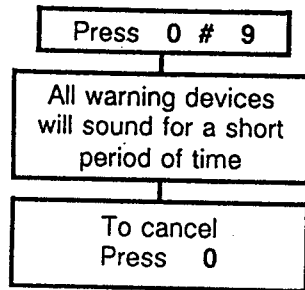
TO SWITCH OFF FIRE ALARM



Downloaded from www.ukpanels.com

**BELL TEST FACILITY**

Before setting the alarm system the operator may wish to verify that all warning devices are working. Proceed as follows:

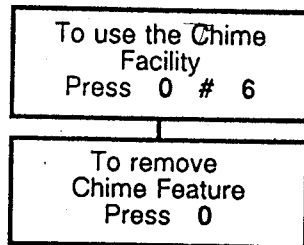


**CHIME FACILITY**

This is used when the alarm system has been switched off.

The Exit buzzer sounds for 2 seconds when an alarm zone programmed for Chime opens.

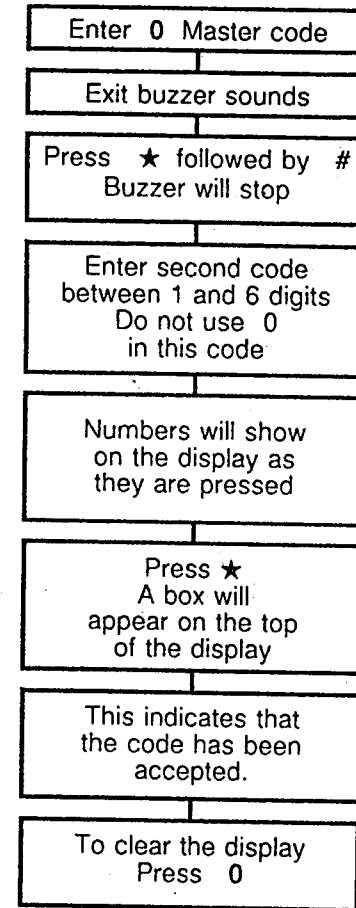
This is used to monitor the movement of children etc. or can be used to test that an alarm zone is working properly.



The operator can generate a second security code by using his master code which is programmed for him by the alarm company.

This second code is used by cleaning staff, babysitters, etc. to switch on and off the alarm. This code can be changed at any time if the operator requires.

The procedure to generate this second code is as follows :



TO CANCEL THIS CODE FOLLOW THE PROCEDURE ABOVE TO ENTER A NEW CODE.

Downloaded from www.ukpanels.com